

FRA_20060207_E

	Total	Pct
Precincts Counted	75	100.00
Registered Voters	19,779	
Ballots Counted	11,049	55.86
Blank Ballots Counted	11	
Prop 1 Pasco #1		
LEVY YES	6,242	67.98
LEVY NO	2,940	32.02
Total	9,182	
Prop 2 Pasco #1		
APPROVED	5,869	64.92
REJECTED	3,172	35.08
Total	9,041	
Prop 1 North Franklin #J51-162		
LEVY YES	1,134	69.61
LEVY NO	495	30.39
Total	1,629	
Prop 1 Othello #147-163-55		
LEVY YES	45	67.16
LEVY NO	22	32.84
Total	67	
Prop 1 Kahlotus #56		
LEVY YES	80	71.43
LEVY NO	32	28.57
Total	112	

840002	PASCO #1										
	Registration	Ballois Cast	Turnout (%)	PROP 1 PASCO #1 LETTYES	LETTING	PROP 2 PASCO #1 APPROVED	REJECTED				
Pct 001 - Mail Ballot	795	259	32.69	188	89	174	79				
Pct 002 - Mail Ballot	350	125	35.71	91	34	84	38				
Pct 003 - Mail Ballot	226	89	39.33	54	19	47	17				
Pct 004 - Mail Ballot	315	141	44.76	88	41	88	55				
Pct 005 - Mail Ballot	335	87	25.97	58	24	55	31				
Pct 006 - Mail Ballot	352	132	37.50	80	40	82	47				
Pct 007 - Mail Ballot	281	99	35.23	66	30	64	33				
Pct 008 - Mail Ballot	229	180	78.60	128	50	109	82				
Pct 009 - Mail Ballot	115	71	61.74	43	28	39	30				
Pct 010 - Mail Ballot	452	225	49.78	164	80	151	88				
Pct 011 - Mail Ballot	580	279	48.10	192	88	181	90				
Pct 012 - Mail Ballot	694	270	38.91	150	84	162	88				
Pct 013 - Mail Ballot	260	120	46.15	90	30	88	29				
Pct 014 - Mail Ballot	375	178	47.47	115	60	103	69				
Pct 015 - Mail Ballot	193	104	53.88	68	38	60	41				
Pct 016 - Mail Ballot	75	32	42.67	34	16	32	22				
Pct 017 - Mail Ballot	204	140	68.63	89	51	78	59				
Pct 018 - Mail Ballot	112	73	65.18	54	22	58	19				
Pct 019 - Mail Ballot	155	89	57.42	58	31	59	28				
Pct 020 - Mail Ballot	129	77	59.69	46	31	47	28				
Pct 021 - Mail Ballot	128	83	64.84	39	24	42	21				
Pct 022 - Mail Ballot	224	133	59.38	89	34	90	40				
Pct 023 - Mail Ballot	587	335	57.07	234	89	213	109				
Pct 024 - Mail Ballot	898	458	50.90	321	135	312	142				
Pct 025 - Mail Ballot	180	117	65.00	64	33	78	33				
Pct 026 - Mail Ballot	144	110	76.39	65	29	76	31				
Pct 027 - Mail Ballot	230	87	37.83	45	22	42	23				
Pct 028 - Mail Ballot	275	171	62.18	133	58	121	68				
Pct 029 - Mail Ballot	1478	659	44.65	410	245	608	238				
Pct 030 - Mail Ballot	547	305	55.76	211	93	214	89				
Pct 031 - Mail Ballot	872	467	53.56	282	159	308	143				
Pct 032 - Mail Ballot	719	420	58.41	295	125	280	154				
Pct 033 - Mail Ballot	739	487	65.90	360	156	326	148				
Pct 034 - Mail Ballot	120	84	70.00	44	20	39	25				
Pct 035 - Mail Ballot	88	41	46.59	19	22	14	27				
Pct 036 - Mail Ballot	258	175	67.83	118	59	112	61				
Pct 037 - Mail Ballot	280	183	65.36	123	80	114	86				
Pct 038 - Mail Ballot	152	110	72.37	78	34	68	42				
Pct 039 - Mail Ballot	191	111	58.12	59	49	52	56				
Pct 040 - Mail Ballot	280	188	67.14	140	55	127	86				
Pct 041 - Mail Ballot	477	283	59.33	206	91	188	109				
Pct 042 - Mail Ballot	375	183	48.80	100	82	88	82				
Pct 043 - Mail Ballot	12	8	66.67	6	3	4	8				
Pct 044 - Mail Ballot	204	124	60.78	78	45	78	43				
Pct 045 - Mail Ballot	145	81	55.86	67	24	63	27				
Pct 046 - Mail Ballot	243	102	41.97	54	48	50	51				
Pct 047 - Mail Ballot	280	153	54.64	78	78	89	81				
Pct 048 - Mail Ballot	310	185	59.68	127	88	120	89				
Pct 049 - Mail Ballot	85	42	49.41	22	20	21	21				
Pct 050 - Mail Ballot	198	88	44.44	44	24	38	29				
Pct 051 - Mail Ballot	128	85	66.41	54	28	51	30				
Pct 052 - Mail Ballot	135	76	55.93	40	38	34	43				
Pct 053 - Mail Ballot	130	84	64.62	53	30	41	40				
Pct 054 - Mail Ballot	220	105	47.73	53	50	52	51				
Pct 074 - Mail Ballot	58	15	25.86	5	9	4	8				
Mail Ballot Totals	18987	8244	43.42	6242	2940	5869	3172				
Grand Totals	0	8244	0.00	6242	2940	5869	3172				

FRANKLIN COUNTY Statement of Vote
FRA_20060207_E

840002	PASCO #1										
	Registration	Ballots Cast	Turnout (%)	PROP 1 PASCO #1 EFFECTS	LEVY NO	PROP 2 PASCO #1 APPROVED	REJECTED				
Pct 001 - Mail Ballot	795	258	32.84	188	80	174	70				
Pct 002 - Mail Ballot	350	125	35.71	91	34	84	38				
Pct 003 - Mail Ballot	228	80	30.53	54	15	47	17				
Pct 004 - Mail Ballot	315	141	44.76	89	41	66	55				
Pct 005 - Mail Ballot	203	87	42.88	89	25	55	31				
Pct 006 - Mail Ballot	353	132	37.39	89	40	82	47				
Pct 007 - Mail Ballot	261	99	37.85	88	30	84	33				
Pct 008 - Mail Ballot	228	180	78.80	126	50	100	82				
Pct 009 - Mail Ballot	115	71	61.74	43	28	39	30				
Pct 010 - Mail Ballot	452	225	49.78	184	80	151	88				
Pct 011 - Mail Ballot	580	278	48.10	182	88	181	80				
Pct 012 - Mail Ballot	804	278	44.70	180	84	182	88				
Pct 013 - Mail Ballot	260	120	46.00	80	30	88	28				
Pct 014 - Mail Ballot	375	178	46.85	115	80	103	89				
Pct 015 - Mail Ballot	195	104	53.33	85	38	80	41				
Pct 016 - Mail Ballot	75	52	69.33	38	18	28	22				
Pct 017 - Mail Ballot	204	140	68.85	88	51	78	58				
Pct 018 - Mail Ballot	112	78	69.84	58	22	58	18				
Pct 019 - Mail Ballot	155	89	57.42	58	31	58	28				
Pct 020 - Mail Ballot	129	77	59.69	48	31	47	26				
Pct 021 - Mail Ballot	126	85	60.00	38	24	42	21				
Pct 022 - Mail Ballot	224	133	59.38	99	34	90	40				
Pct 023 - Mail Ballot	587	355	60.08	254	98	213	106				
Pct 024 - Mail Ballot	895	458	50.92	321	138	312	142				
Pct 025 - Mail Ballot	155	117	75.23	64	35	78	35				
Pct 026 - Mail Ballot	144	110	76.38	88	25	78	31				
Pct 027 - Mail Ballot	230	97	42.17	45	22	42	23				
Pct 028 - Mail Ballot	275	171	62.18	133	38	121	46				
Pct 029 - Mail Ballot	1476	858	58.20	810	245	804	238				
Pct 030 - Mail Ballot	547	305	55.76	211	83	214	88				
Pct 031 - Mail Ballot	872	487	55.85	282	159	308	145				
Pct 032 - Mail Ballot	718	420	58.41	295	123	280	134				
Pct 033 - Mail Ballot	738	487	65.90	350	150	325	148				
Pct 034 - Mail Ballot	120	84	70.00	44	20	38	28				
Pct 035 - Mail Ballot	88	41	46.36	18	22	14	27				
Pct 036 - Mail Ballot	258	175	67.83	118	58	112	81				
Pct 037 - Mail Ballot	280	183	65.36	123	60	114	68				
Pct 038 - Mail Ballot	152	110	72.37	78	34	88	42				
Pct 039 - Mail Ballot	181	111	61.33	58	40	52	56				
Pct 040 - Mail Ballot	280	198	70.71	140	58	127	88				
Pct 041 - Mail Ballot	477	283	59.33	200	91	188	108				
Pct 042 - Mail Ballot	375	183	48.80	100	82	88	92				
Pct 043 - Mail Ballot	12	9	75.00	8	3	4	5				
Pct 044 - Mail Ballot	204	124	60.78	78	45	78	43				
Pct 045 - Mail Ballot	148	81	54.73	87	24	83	27				
Pct 046 - Mail Ballot	243	102	41.98	54	40	50	31				
Pct 047 - Mail Ballot	280	153	54.64	78	78	89	81				
Pct 048 - Mail Ballot	310	183	59.03	127	88	120	88				
Pct 049 - Mail Ballot	85	42	49.41	22	20	21	21				
Pct 050 - Mail Ballot	108	88	81.48	44	24	58	28				
Pct 051 - Mail Ballot	123	85	68.71	34	28	31	30				
Pct 052 - Mail Ballot	135	78	57.78	40	38	24	42				
Pct 053 - Mail Ballot	132	84	63.64	53	30	41	40				
Pct 054 - Mail Ballot	220	105	47.73	53	50	52	51				
Pct 055 - Mail Ballot	58	15	26.09	4	5	4	8				
Mail Ballot Totals	18967	9244	54.42	8242	2840	5888	3172				
Grand Totals	0	8244	0.00	8242	2840	5888	3172				

040004	PROP 1 NORTH FRANKLIN #J51-162										
	Registration	Ballots Cast	Turnout (%)	LEVY YES	LEVY NO						
Pct 003 - Mail Ballot	144	94	65.28	57	37						
Pct 004 - Mail Ballot	312	191	61.22	124	67						
Pct 005 - Mail Ballot	100	56	56.00	40	16						
Pct 006 - Mail Ballot	154	103	66.88	61	42						
Pct 007 - Mail Ballot	125	77	61.60	57	20						
Pct 008 - Mail Ballot	175	116	66.29	74	35						
Pct 009 - Mail Ballot	75	51	68.00	41	10						
Pct 010 - Mail Ballot	125	80	72.00	58	35						
Pct 011 - Mail Ballot	80	58	84.44	36	22						
Pct 012 - Mail Ballot	185	139	75.14	102	37						
Pct 013 - Mail Ballot	300	183	61.00	118	65						
Pct 014 - Mail Ballot	44	19	43.18	14	5						
Pct 015 - Mail Ballot	224	152	67.86	122	30						
Pct 016 - Mail Ballot	284	205	72.54	153	52						
Pct 017 - Mail Ballot	91	72	79.12	54	18						
Pct 018 - Mail Ballot	151	89	58.94	11	0						
Pct 019 - Mail Ballot	38	13	34.21	9	4						
Pct 020 - Mail Ballot	58	15	26.79	5	0						
Pct 021 - Mail Ballot	0	0	0.00	0	0						
Mail Ballot Totals	2853	1719	60.25	1134	495						
Grand Totals	0	1719	0.00	1134	495						

FAILED _____
PASSED X

OATH OF COUNTY AUDITOR

STATE OF WASHINGTON)
) ss
COUNTY OF FRANKLIN)

I solemnly swear that the returns of the Special Election for Pasco School District (bond) held on February 7, 2006, in Franklin County, State of Washington, have been in no wise altered by additions or erasers and that they are the same as when they were deposited in my office.

Lona Lenhart
County Auditor or Election Administrator

Subscribed and sworn to me this 17th day of February, 2006.

David Carlson
Chair, Board of County Commissioners


CERTIFICATE OF THE CANVASSING BOARD

STATE OF WASHINGTON)
) ss
COUNTY OF FRANKLIN)

The undersigned officers designated by law as constituting the Canvassing Board for the County of Franklin, State of Washington, hereby certify that this is a full, true and correct copy of the Abstract of Votes cast at the Special Election for Pasco School District (bond) held on February 7, 2006, in Franklin County, State of Washington; that the total number of registered voters in all precincts was 16,987, and that the total number of votes cast in such precincts was 9244.

The votes cast were "Yes" 5869 "No" 3172 (65%)

WITNESS our hands and official seal this 17th day of February, 2006.



Lona Lenhart
County Auditor or Election Administrator

David Carlson
Chair, Board of County Commissioners

Eric N. Du
Prosecuting Attorney

FAILED _____
PASSED X

OATH OF COUNTY AUDITOR

STATE OF WASHINGTON)
) ss
COUNTY OF FRANKLIN)

I solemnly swear that the returns of the Special Election for North Franklin School District joint with Adams County (levy) held on February 7, 2006, in Franklin County, State of Washington, have been in no wise altered by additions or erasers and that they are the same as when they were deposited in my office.

Zona Lambert
County Auditor or Election Administrator

Subscribed and sworn to me this 17th day of February, 2006.

Steve Clark
Chair, Board of County Commissioners


CERTIFICATE OF THE CANVASSING BOARD

STATE OF WASHINGTON)
) ss
COUNTY OF FRANKLIN)

The undersigned officers designated by law as constituting the Canvassing Board for the County of Franklin, State of Washington, hereby certify that this is a full, true and correct copy of the Abstract of Votes cast at the Special Election for North Franklin School District joint with Adams County (levy) held on February 7, 2006, in Franklin County, State of Washington; that the total number of registered voters in all precincts was 2163 and that the total number of votes cast in such precincts was 1716 (including Adams county voters).

The votes cast were "Yes" 1134 "No" 495 (69.6%)

WITNESS our hands and official seal this 17th day of February, 2006.



Zona Lambert
County Auditor or Election Administrator
Steve Clark
Chair, Board of County Commissioners
Eric N. De
Prosecuting Attorney

FAILED _____
PASSED X

OATH OF COUNTY AUDITOR

STATE OF WASHINGTON)
) ss
COUNTY OF FRANKLIN)

I solemnly swear that the returns of the Special Election for Kahlotus School District (levy) held on February 7, 2006, in Franklin County, State of Washington, have been in no wise altered by additions or erasers and that they are the same as when they were deposited in my office.

Lona Lemhart
County Auditor or Election Administrator

Subscribed and sworn to me this 17th day of February, 2006.

Steve Parkman
Chair, Board of County Commissioners


CERTIFICATE OF THE CANVASSING BOARD

STATE OF WASHINGTON)
) ss
COUNTY OF FRANKLIN)

The undersigned officers designated by law as constituting the Canvassing Board for the County of Franklin, State of Washington, hereby certify that this is a full, true and correct copy of the Abstract of Votes cast at the Special Election for Kahlotus School District (levy) held on February 7, 2006, in Franklin County, State of Washington; that the total number of registered voters in all precincts was 322, and that the total number of votes cast in such precincts was 195.

The votes cast were "Yes" 80 "No" 32 (71 %)

WITNESS our hands and official seal this 17th day of February, 2006.



Lona Lemhart
County Auditor of Election Administrator

Steve Parkman
Chair, Board of County Commissioners

Eric N. De
Prosecuting Attorney

OATH OF COUNTY AUDITOR

STATE OF WASHINGTON)
) ss
COUNTY OF FRANKLIN)

I solemnly swear that the returns of the Special Election for Othello School District joint with Adams County (levy) held on February 7, 2006, in Franklin County, State of Washington, have been in no wise altered by additions or erasers and that they are the same as when they were deposited in my office.

Lona Lambert
County Auditor or Election Administrator

Subscribed and sworn to me this 17th day of February, 2006.

Steve Carlson
Chair, Board of County Commissioners


CERTIFICATE OF THE CANVASSING BOARD

STATE OF WASHINGTON)
) ss
COUNTY OF FRANKLIN)

The undersigned officers designated by law as constituting the Canvassing Board for the County of Franklin, State of Washington, hereby certify that this is a full, true and correct copy of the Abstract of Votes cast at the Special Election for Othello School District joint with Adams County (levy) held on February 7, 2006, in Franklin County, State of Washington; that the total number of registered voters in all precincts was 115, and that the total number of votes cast in such precincts was 67 (excluding Adams county voters).

The votes cast were "Yes" 45 "No" 22 (67 %)

WITNESS our hands and official seal this 17th day of February, 2006.



Lona Lambert
County Auditor or Election Administrator

Steve Carlson
Chair, Board of County Commissioners

Eric N. De
Prosecuting Attorney

FAILED _____
PASSED X

OATH OF COUNTY AUDITOR

STATE OF WASHINGTON)
) ss
COUNTY OF FRANKLIN)

I solemnly swear that the returns of the Special Election for Pasco School District (levy) held on February 7, 2006, in Franklin County, State of Washington, have been in no wise altered by additions or erasers and that they are the same as when they were deposited in my office.

Lou Lambert
County Auditor or Election Administrator

Subscribed and sworn to me this 17th day of February, 2006.

Steve Glasburn
Chair, Board of County Commissioners


CERTIFICATE OF THE CANVASSING BOARD

STATE OF WASHINGTON)
) ss
COUNTY OF FRANKLIN)

The undersigned officers designated by law as constituting the Canvassing Board for the County of Franklin, State of Washington, hereby certify that this is a full, true and correct copy of the Abstract of Votes cast at the Special Election for Pasco School District (levy) held on February 7, 2006, in Franklin County, State of Washington; that the total number of registered voters in all precincts was 16,987, and that the total number of votes cast in such precincts was 9244.

The votes cast were "Yes" 6242 "No" 2940 (68%)

WITNESS our hands and official seal this 17th day of February, 2006.



Lou Lambert
County Auditor or Election Administrator
Steve Glasburn
Chair, Board of County Commissioners
Eric N. Deu
Prosecuting Attorney

County Franklin

Auditor Zona Glenhart

Date of Completion 3/6/2006

**30 Day Reconciliation Report
Special Election
February 7, 2006**

Total number of registered voters (active and inactive) 22,273
(19779 + 2494)

Total Number of voters credited 11067

Number of absentee voters credited 0

Number of vote by mail voters credited 11022

Number of poll voters credited 0

Number of provisional ballot voters credited 2

Number of federal write-in ballot voters credited 0

Number of out-of-state, overseas, and service voters credited 42
(Addr Conf. Participant) 1

**Number of voters credited even though the ballot was late and not counted 0

**NOTE: The above number should always be zero in accordance with WAC 434-262-013.